

HATE SPEECH



Story & Design: Poornima Meegamma


Artist: Akalanka Gamage

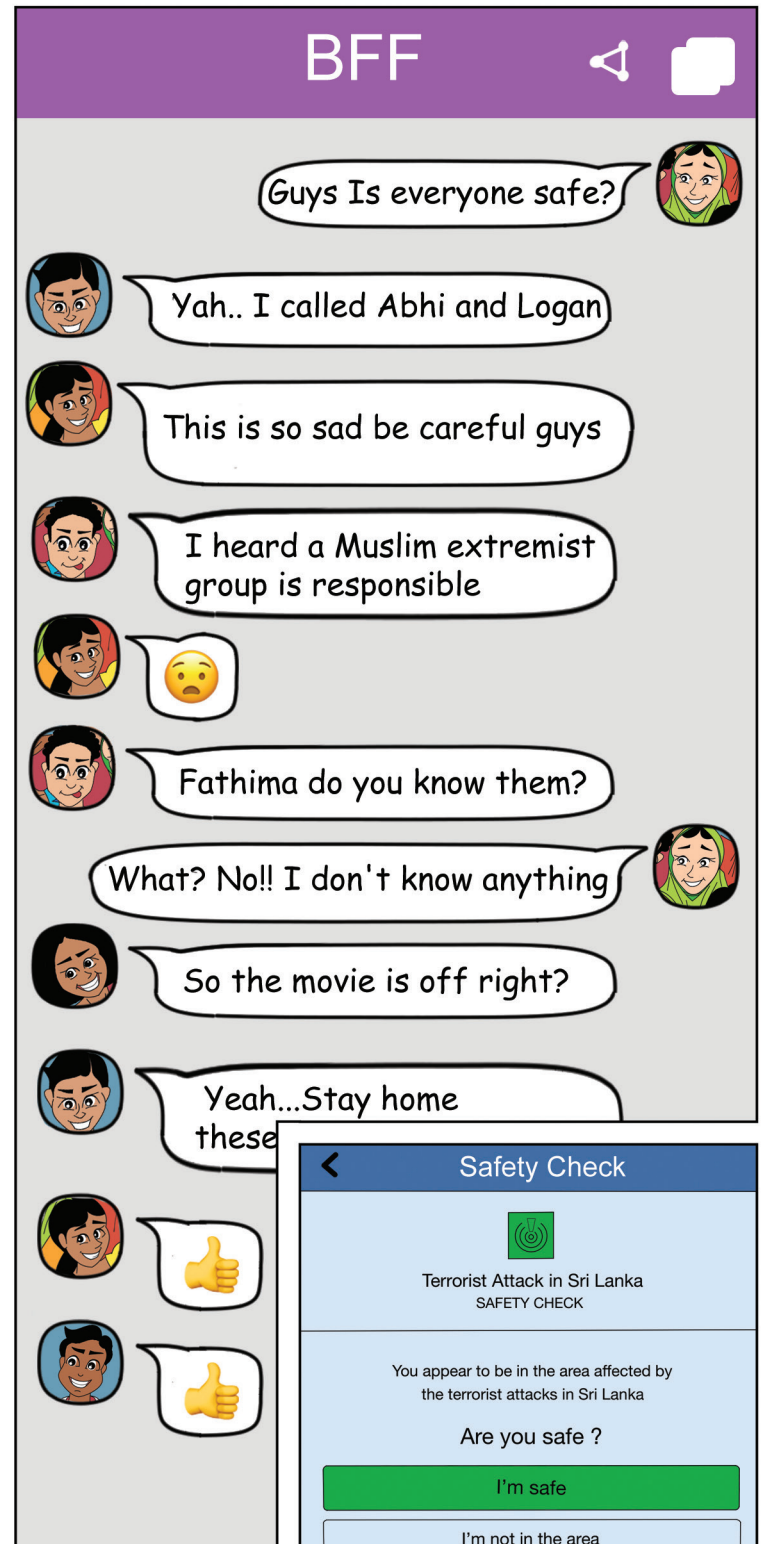
Hate Speech

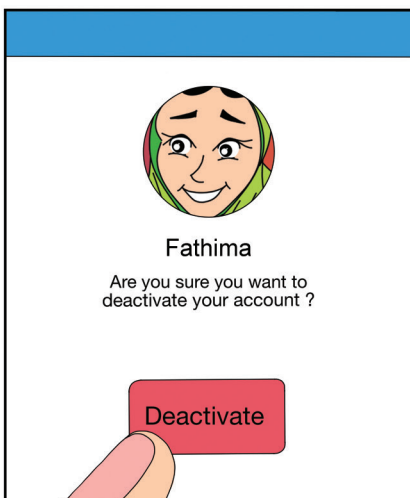

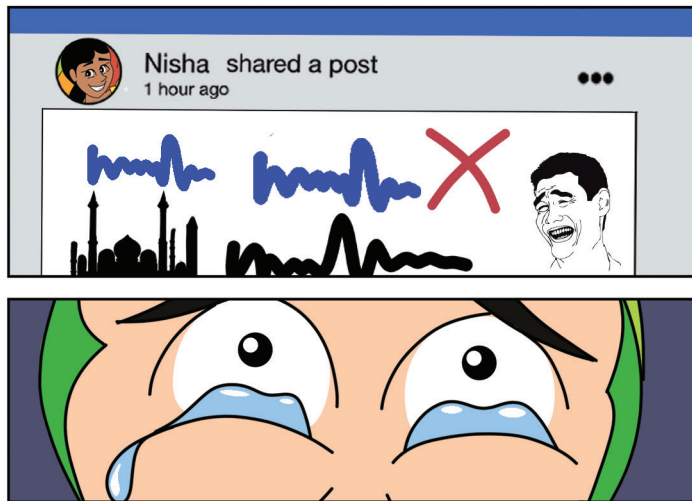
Introduction



Everyone has the right to share their thoughts and opinions. What is not allowed is using your right to speak out, to encourage violence against others. This is generally called hate speech.

Hate speech is found both offline and online, and while good and useful criticism is allowed, statements that can lead to real harm should be avoided altogether.









Lessons Learned

Responding to Hate speech online

- **Don't share it**

It is wrong because someone can really get hurt because of the words you use. It can also affect you as it can potentially be traced back to you and get you in trouble. For example Menura and his digital footprint which cost him a prefectship.

- **Report it**

Hate speech violates most sites community guidelines. That means it goes against how they function. This allows people to report others who are using hate speech, without the others knowing that you were the one who complained.

Talk to an adult and ask if the page should be reported to the authorities.

- **Block it**

You can block people who use hate speech from your social media accounts.

- **Call it out**

You can make it clear that you do not agree with the post or status update. Speak against the content of the post and not the author.

Call out false claims where possible with facts. Refer to reliable sources. Express your disbelief in a professional manner and avoid getting into a shouting match with insults.